



BSP Spain Statistics

Summary

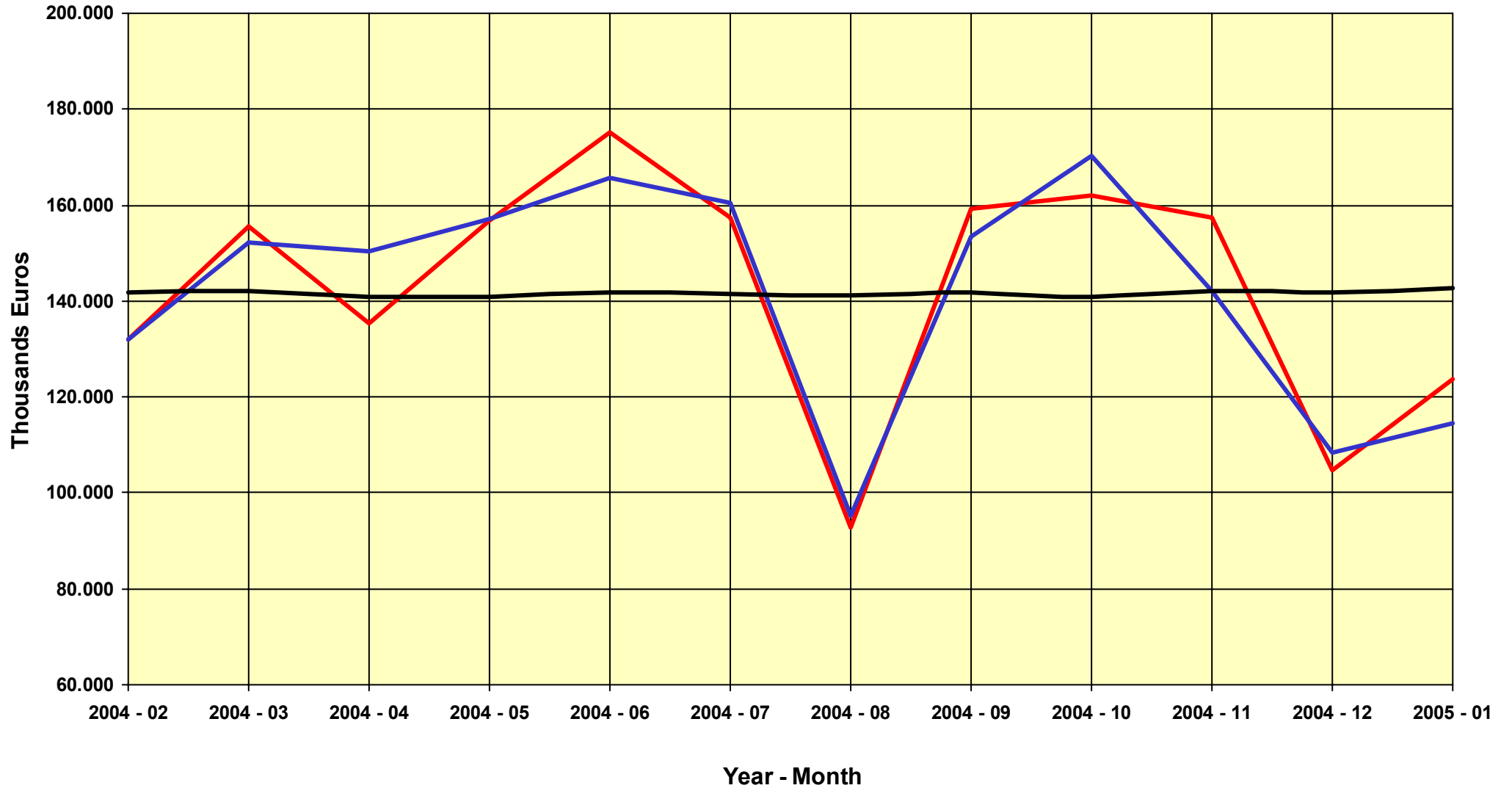
	Single Month			Year Accumulated			12 Months Period		
	Jan 05	Jan 04	% Var.	Jan to Jan 05	Jan to Jan 04	% Var.	Feb 04 to Jan 05	Feb 03 to Jan 04	% Var.
Domestic SCU's:	886.135	913.603	-3,01%	886.135	913.603	-3,01%	12.048.310	12.090.961	-0,35%
International SCU's:	432.949	397.111	9,02%	432.949	397.111	9,02%	5.906.594	5.646.913	4,60%
Cash SCU's:	784.581	823.522	-4,73%	784.581	823.522	-4,73%	11.501.324	11.267.643	2,07%
Credit SCU's:	534.503	487.192	9,71%	534.503	487.192	9,71%	6.453.580	6.470.231	-0,26%
Subtotal Valid SCU's:	1.319.084	1.310.714	0,64%	1.319.084	1.310.714	0,64%	17.954.904	17.737.874	1,22%
Void SCU's:	131.070	103.699	26,39%	131.070	103.699	26,39%	1.513.187	1.078.468	40,31%
Total SCU's:	1.450.154	1.414.413	2,53%	1.450.154	1.414.413	2,53%	19.468.091	18.816.342	3,46%
Domestic Sales (EUR):	123.642.402	114.443.627	8,04%	123.642.402	114.443.627	8,04%	1.712.514.390	1.701.707.119	0,64%
International Sales (EUR):	193.331.982	180.809.822	6,93%	193.331.982	180.809.822	6,93%	2.709.675.965	2.584.145.654	4,86%
Cash Sales (EUR):	159.588.127	155.754.347	2,46%	159.588.127	155.754.347	2,46%	2.475.253.006	2.404.952.378	2,92%
Credit Sales (EUR):	157.386.256	139.499.102	12,82%	157.386.256	139.499.102	12,82%	1.946.937.348	1.880.900.395	3,51%
Total Sales (EUR):	316.974.383	295.253.449	7,36%	316.974.383	295.253.449	7,36%	4.422.190.355	4.285.852.773	3,18%
Dom. Sales per SCU (EUR)	139,53	125,27	11,39%	139,53	125,27	11,39%	142,14	140,74	0,99%
Inter. Sales per SCU (EUR):	446,55	455,31	-1,93%	446,55	455,31	-1,93%	458,75	457,62	0,25%
Sales per SCU (EUR):	218,58	208,75	4,71%	218,58	208,75	4,71%	227,15	227,77	-0,27%



BSP Spain Statistics

Domestic Gross Sales

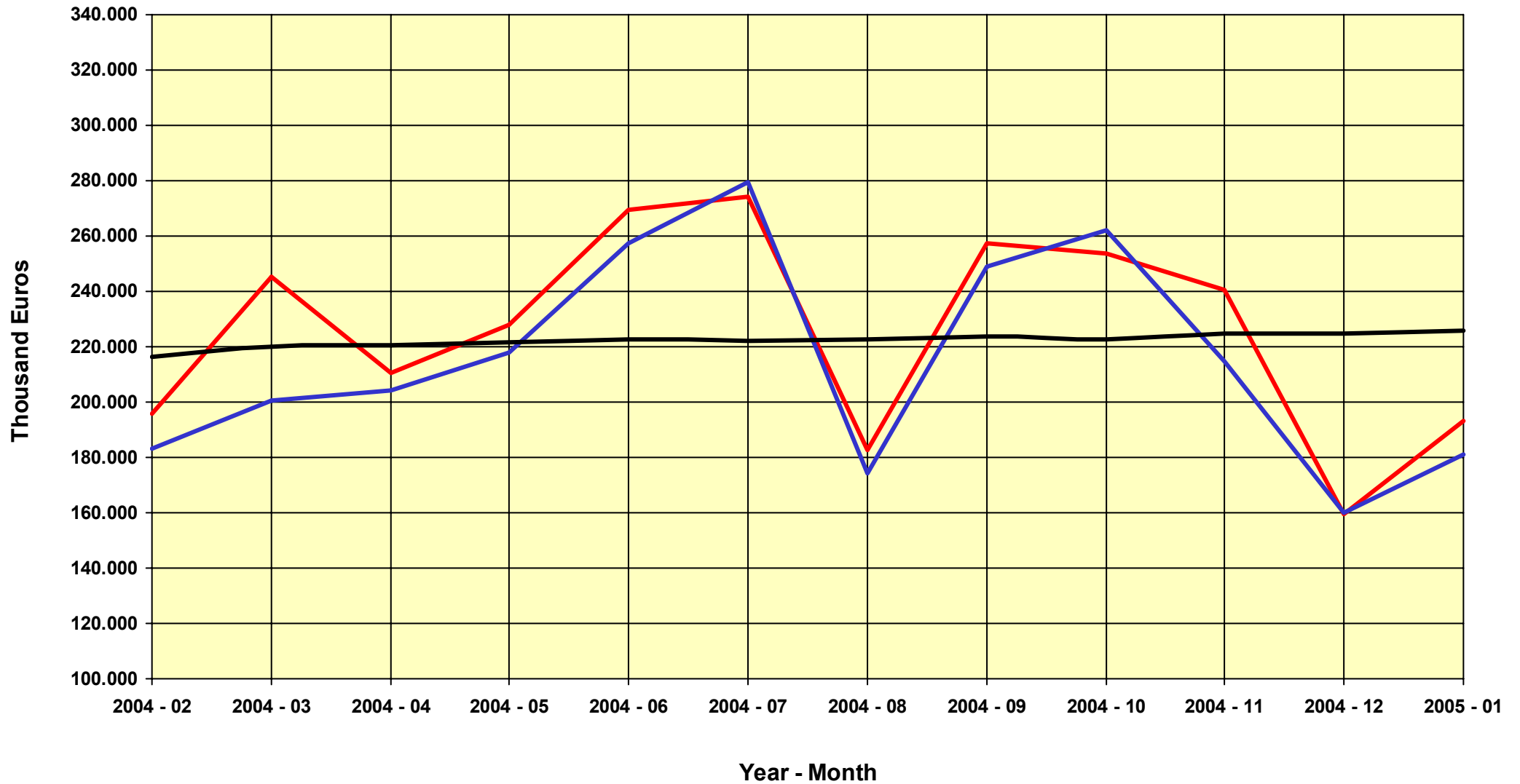
— Current Year — Previous Year — Trend





BSP Spain Statistics International Gross Sales

— Current Year — Previous Year — Trend

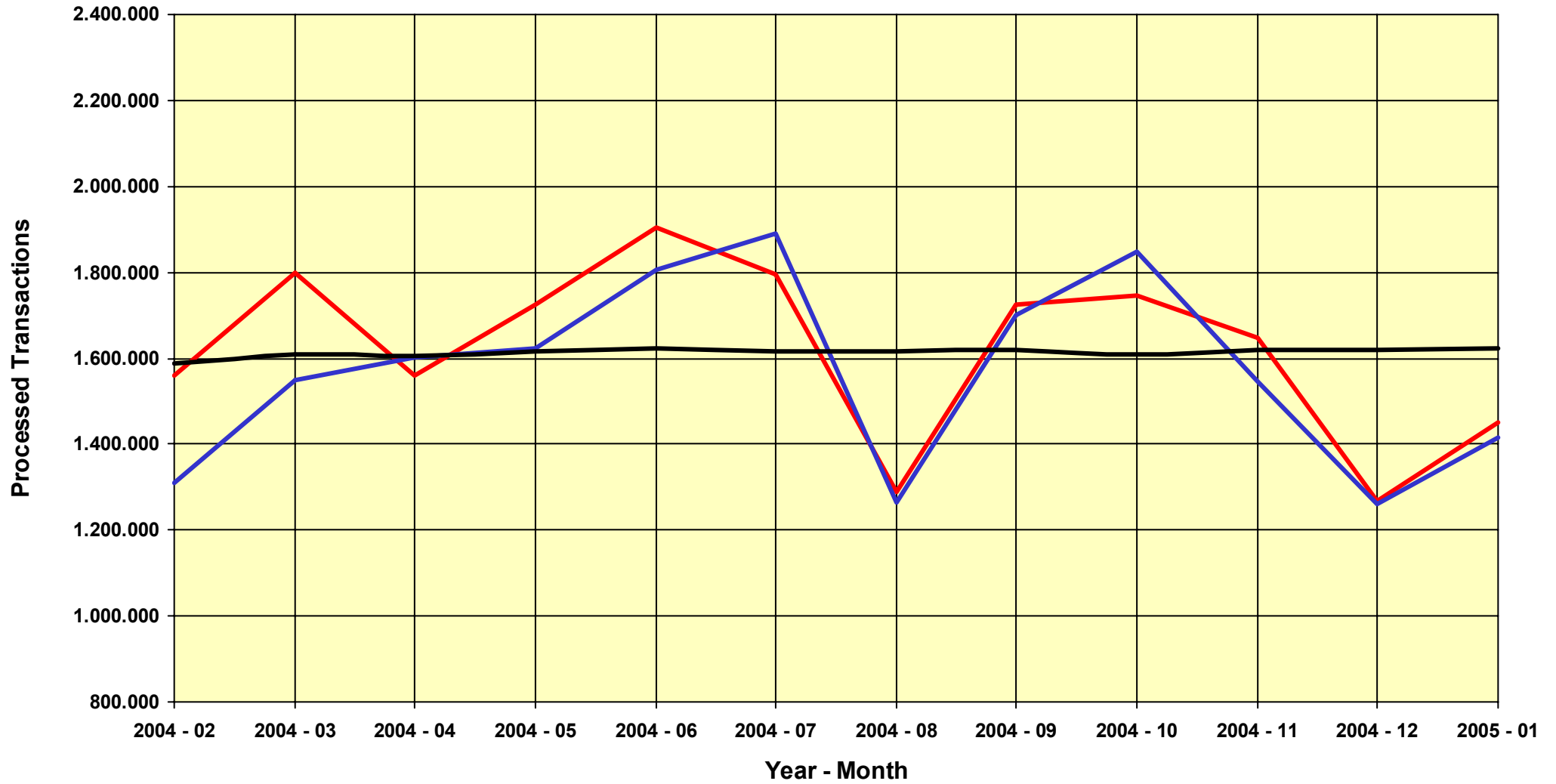




BSP Spain Statistics

Processed Transactions (SCU's)

— Current Year — Previous Year — Trend

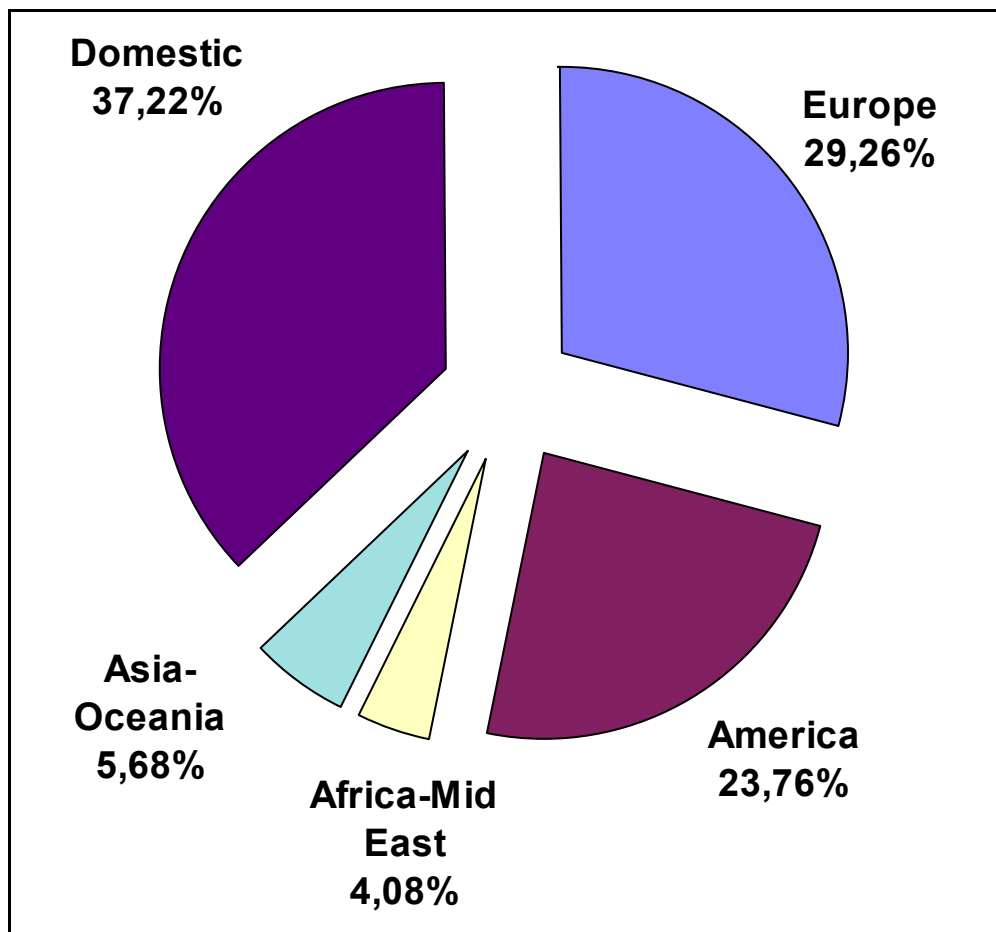




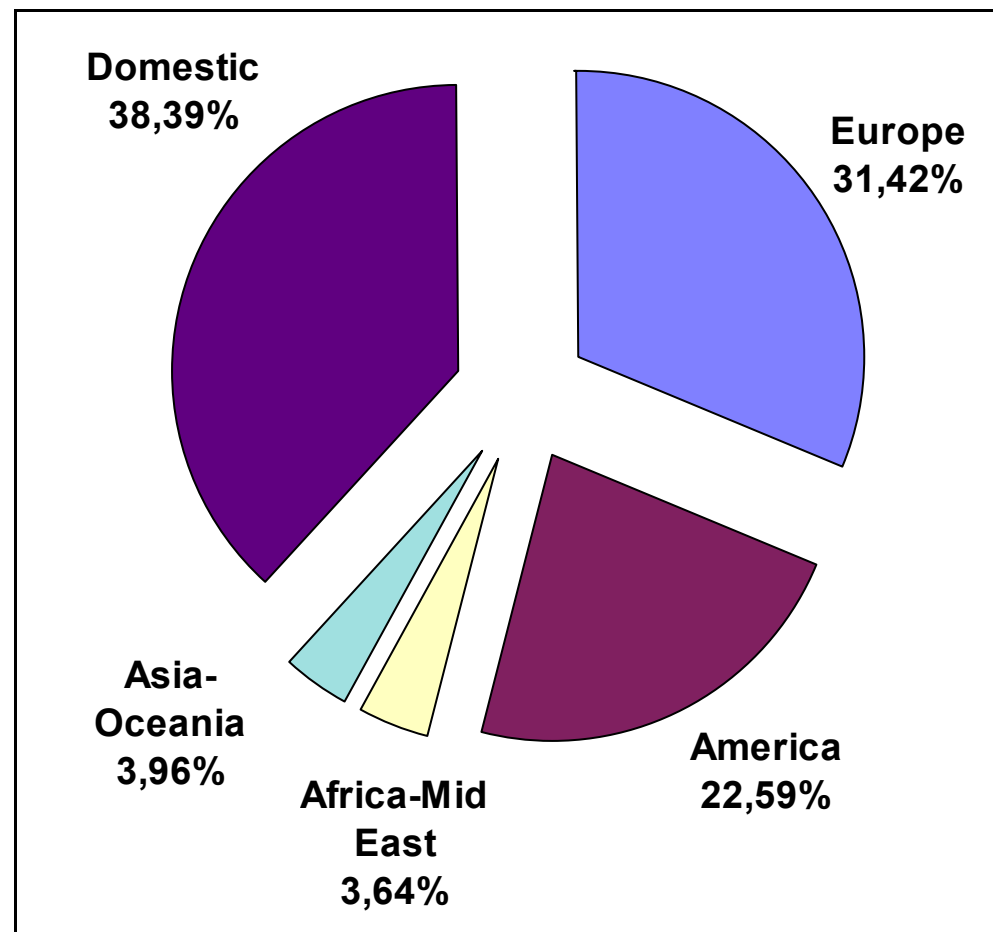
BSP Spain Statistics

Destination Sales Comparative

January 2005



January 2004





BSP Spain Statistics

Destination Sales Comparative

From February 04 to January 05

From February 03 to January 04

